

Q-DRIVE[™]
Cool Cut Technology

BLADES

Look for the Q, for iQ Quality

iQ POWER TOOLS

iQ POWER TOOLS

888-274-7744 | iqpowertools.com

iQ DIAMOND BLADES

For over three decades, we've been in the industry with you. In those years, we have been continuously improving, evolving, and innovating to provide you with the best tools in the industry.

PUTTING THE "Q" IN QUALITY

Our innovation doesn't stop at saws. Through years of experience and testing, we have perfected our proprietary blades with the perfect ratio of high diamond to metal powder concentration. iQ Diamond Tools exceed the demands of the professional contractor. Optimized for rigorous work environments and designed with unparalleled durability, iQ Diamond Tools Q-Drive® Diamond Blades get the job done - cutting materials from hard ceramic tiles to highly abrasive bricks and blocks with speed, ease, and precision.


When you see the "Q" seal of quality, you can be sure that it is backed by over three decades of industry experience and quality craftsmanship.

Q-Drive® BLADE TECHNOLOGY

The primary purpose of a saw is - can it cut quickly and efficiently? Of course, the most critical component of cutting is the blade. If the blade isn't good quality, then you will have a bad experience, poor cuts, and excessive load on your saw motor which will lead to over-heating and damage.

In order to create the best user experience possible and eliminate potential motor damage, we design and extensively test high quality blades to work with each iQ saw and material application to create a fully integrated system.

Our Q-Drive® blades are built with Cool Cut Technology. This technology, combined with the built-in vacuum on iQ saws, keep the blade cool while cutting. The vacuum system also removes the cutting debris so the blade is not regrinding the same material, reducing friction and heat. Some other features in a Q-Drive blade include:



COOL CUT TECHNOLOGY

Cool Cut Technology is our proprietary composition of diamond concentration, metal type, and flange thickness that cuts cool while reducing vibration and movement.



DIAMOND PATTERNS

Diamond blades use diamond crystals mixed into the blade segment to maximize precision cutting. Our blades include either an arrayed or random diamond patterns to help achieve the optimal grind rate for a material.



SILENT CORE TECHNOLOGY

Most diamond blades produce high pitch ringing noise while cutting. iQ Power Tools has developed a silent core technology, that allows blades to cut 50% quieter. Silent Core Technology is available on select blades.



CHOOSING THE RIGHT BLADE

HARDNESS	SOFT	MEDIUM	MEDIUM HARD	HARD	VERY HARD	EXTREME HARD
BLADES	MASX16-118-QD-MX					
	PRCX 16-090-QD-HM					
	MASQX16-125-QD-HM2					
	MASQX16-125-QD-HM1					
	MASQX16-125-QDCo-mKbPo of brick & concrete products					
	< 3000 PSI	4000 - 6000 PSI	5000 - 8000 PSI	8000 PSI +		
SEGMENT BOND HARDNESS	HARD BOND				SOFT BOND	
BLADE LIFE	LONGER LIFE				SHORTER LIFE	

HARD VS. SOFT BOND

The bond (or metal matrix of a diamond saw blade) is the glue that holds the diamonds in place. It is a mixture of three or more different metal powders pressed together at a high temperature. The hardness of the bond determines what the blade should be used for and its lifespan.

A soft bond diamond blade will wear more quickly, while exposing new diamonds faster. Softer bonds are better for use with harder, dense materials. A hard bond diamond blade will wear slower while holding the diamonds, regardless of pattern, in place, considerably longer. Harder bonds are ideal for use with softer, less abrasive materials.

PSI IS A BIG DEAL

PSI (pound per square inch) is the hardness level of materials. The higher the PSI, the harder the material. The softer the bond of the diamond blades should be. Knowing the hardness of the aggregates in your material aids in selecting a blade that's best suited for your job.

At iQ, we understand finding the perfect match between the saw, the blade and the material is crucial. The bond, diamond pattern and segment number all play a role in selecting the right blade. When the wrong blade is used, it puts stress on the machine that could potentially ruin the saw's motor. See our Blade Comparison Chart to determine which blade is right for you.

BLADE MAINTENANCE

DRESSING STONES

A dressing stone is solid block made from a mix of extremely hard abrasives. When cut through by a diamond blade, the abrasives expose new diamonds and sharpen the blade.

Dressing the blade is essential to maintaining the life of a diamond blade. After a large number of cuts, or when switching from different materials, dressing the blade will remove build up on the segments, and expose fresh diamonds allowing your blade to cut sharper and faster without putting pressure on the saw motor.



CONDITIONING

When cutting with a new blade, make 25 or more cuts through scrap materials like standard medium-hard ceramic or medium-hard concrete to open up the diamond matrix. This will optimize the blade for cut quality and performance.

TESTING

Not sure of the PSI of your material? Not sure if the glazing will chip? If this is you, we recommend testing a material before you start a project. Making some test cuts helps to see which blade cuts a material the cleanest, and helps you determine which blade is right for you each material. We recommend making test cuts for any new materials you are working with.



SCAN THE QR CODE TO VIEW THE
HOW TO DRESS YOUR BLADE VIDEO

Q-DRIVE® MASONRY BLADES



16.5" | MASQX16-125-QD-KP
Segmented Combo Blade
Concrete, Brick, Block, and Pavers
iQMS362 SAW: 16.5"x .125 PRICE: \$249



16.5" | MASQX16-125-QD-HM1
Segmented Hard Brick Blade
Hard Brick and Pavers
iQMS362 SAW: 16.5"x .125 PRICE: \$299



16.5" | MASQX16-125-QD-HM2
Segmented Hard Concrete Blade
Hard Concrete and Pavers
iQMS362 SAW: 16.5"x .125 PRICE: \$299



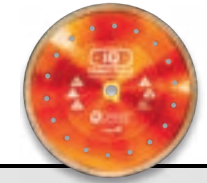
16.5" | PRCX16-090-QD-HM
Segmented Porcelain and Stone Blade
Porcelain, Stone, and Granite
iQMS362 SAW: 16.5"x .125 PRICE: \$299



16.5" | MASQX16-125-QD-HM3
Segmented Super Hard Material Blade
Extra hard Concrete, Stone, Granite, Brick, Pavers
iQMS362 SAW: 16.5"x .125 PRICE: \$299



16.5" | MASX16-118-QD-MX
Segmented Super Abrasive Material Blade
Extremely Hard Materials with Abrasive Aggregates
iQMS362 SAW: 16.5"x .125 PRICE: \$299



10" | TLD10-060P-QD-COMBO
Combination Blade
Marble, Porcelain, Granite, Stone, and Ceramic
iQTS244 SAW: 10" PRICE: \$99




10" | TLD10-060P-QD-HARDMAT
Hard Material Blade
Granite, Porcelain, and other Hard Materials
iQTS244 SAW: 10" PRICE: \$99



10" | TLD10-080P-QD-HM2
Turbo Blade
Hard Material, Porcelain
iQTS244 SAW: 10" PRICE: \$99



10" | TLD10-060P-QD-MB1
Soft Material Blade
Marble, Travertine, and other Soft materials
iQTS244 SAW: 10" PRICE: \$99



7" | TLD07-005P-QD-Combo
Combination Blade
Ceramic and Marble
iQ228CYCLONE SAW: 7" PRICE: \$59



7" | TLD07-005P-QD-HM1
Hard Material Blade
Granite and Porcelain
iQ228CYCLONE SAW: 7" PRICE: \$59



14" | MAS14-125AG
Gold Laser Welded Blade
Concrete, Brick, Block, and Pavers
iQ360XT SAW: 14"x .125 PRICE: \$99



14" | MAS14-125AP
Ultimate Orange Platinum Blade
Concrete, Brick, Block, and Pavers
iQ360XT SAW: 14"x .125 PRICE: \$230



14" | MAS14-125AP-QT
Platinum Silent Core Blade
Concrete, Brick, Block, and Pavers
iQ360XT SAW: 14"x .125 PRICE: \$270

Q-DRIVE® TILE BLADES

PREMIUM BLADES

Why Buy True iQ Q-Drive®?

The primary purpose of a saw is - can it cut quickly and efficiently? Of course, the most critical component of cutting is the blade. If the blade isn't good quality, then you will have a bad experience, poor cuts, and excessive load on your saw motor which will lead to over-heating and damage.

In order to create the best user experience possible and eliminate potential motor damage, we design and extensively test high quality blades to work with each iQ saw and material application to create a fully integrated system.

What qualifies as a "fake"?

With the introduction of the Q-Drive® arbor on our saws, other diamond blade sellers saw an opportunity to make imposter blades and as an easy way to add more blades to their product lines. These imposter blades are not designed with the saw to work with the system; therefore, they cannot offer the same promise of quality we do with our authentic Q-Drive® blade series.

Blades with non "Q" shaped arbors, different segment designs, or different diamond patterns, are just some of the basic distinctions of fake, or "knock-off" iQ blade.

5 STEPS TO IDENTIFY AN IMPOSTER iQ BLADE

1. PRICE

A clear sign of a counterfeit blade is that it costs less than the price of the genuine and authentic iQ blade. Or if you see a major discount or sale, it could be a fake. Fraudsters use inferior materials to create these "replicas" or counterfeit blades which costs them next to nothing to produce and market. However, these low grade materials create a lower quality blade and could effect the performance of the machine.

2. PACKAGING

Be aware of packaging lacking warranty information or producer contact details. Spelling errors, flawed logos or trademarks are further indicators that an item is a fake. We invest in high quality packaging and make sure to include all legal markings to protect our goods. If your blade is in suspicious looking packaging, branded wrongly, or wrapped in cheap plastic, then it most likely is a knock-off or fake.

3. AUTHORIZED SELLER

Whether you're shopping in-person or online, you can safely avoid the risk of counterfeit blades by only purchasing from Authorized iQ Power Tools Dealers or distributors. iQ Power Tools works closely with our authorized iQ dealers for ongoing education and training of our product line to ensure they can recommend proper blades and accessories to the end users.

Find an iQ certified dealer at www.iqpowertools.com/dealers

4. LEGAL MARKINGS

As the true manufacturer of Q-Drive® blades, we use several features like codes, serial or model numbers, trademark, and patent information on the package and blade. Fake blades miss out on a few details while copying the information, or will leave it off completely.

5. BLADE DESIGN

The Q-Drive® blades are specially designed and tested for the highest quality and performance. Key features of authentic Q-Drive® blades are:

- Arrayed diamond pattern placement in segments on the 16.5" blades. Fakes will have random diamond placement.
- Q-Drive® tile blades are branded with our logo in the segment. Knock-offs use a turbo segment.
- Real blades use a "Q" shaped arbor that is designed to fit perfectly onto the iQ saw. The "Q" is patented and trademarked and cannot be used legally by other companies.

Fakes will have all kinds of different shaped arbors. Different shaped arbors do not fit the saw properly and can be very dangerous while in use.

Look for the Q, for iQ Quality



888-274-7744 | iqpowertools.com